

GATE, GLOBE & CHECKS

GATE, GLOBE & CHECKS



*See Gate, Globe & Check Valves Catalog (GGC9000)
or Check Valve Catalog (PHBRCHV) for more detailed
information about the products in this section.*

GATE, GLOBE & CHECKS

Bronze Gate Valves – Made in USA



MODEL 101S



Meets MSS SP-80 standard
ASTM B62 bronze materials
MSS SP-139 lead free option (CWP only)

SOLDER END RISING STEM GATE VALVE

FEATURES

- Threaded Bonnet
- Solid Bronze Disc
- 200 CWP
- Max. Temp: 406°F
- **Lead Free** option (NSF 61/NSF 372)

Series Number	LF Series Number	NPS	Length (in.)	Height (in.)	Weight (lb.)
30-083-01	30LF-083-01	1/2	1.88	4.85	1.00
30-084-01	30LF-084-01	3/4	2.43	5.71	1.30
30-085-01	30LF-085-01	1	2.96	6.71	2.20
30-086-01	30LF-086-01	1 1/4	3.14	8.10	3.20
30-087-01	30LF-087-01	1 1/2	3.44	9.08	4.40
30-088-01	30LF-088-01	2	4.11	11.28	7.00
30-089-01	30LF-089-01	2 1/2	4.79	14.58	13.80
30-080-01	30LF-080-01	3	5.43	19.07	17.70

Length is measured from end to end. Height is measured from centerline to top of wheel in full open position.

MODEL 101T



Meets MSS SP-80 standard
ASTM B62 bronze materials
MSS SP-139 lead free option (CWP only)

CLASS 125 NPT END RISING STEM GATE VALVE

FEATURES

- Threaded Bonnet
- Solid Bronze Disc
- 200 CWP
- 125 SWP
- Max. Temp: 406°F
- **Lead Free** option (NSF 61/NSF 372)

Series Number	LF Series Number	NPS	Length (in.)	Height (in.)	Weight (lb.)
30-001-01	30LF-001-01	1/4	1.76	4.57	0.80
30-002-01	30LF-002-01	3/8	1.76	4.51	0.77
30-003-01	30LF-003-01	1/2	2.03	4.85	1.00
30-004-01	30LF-004-01	3/4	2.07	5.71	1.30
30-005-01	30LF-005-01	1	2.45	6.71	2.16
30-006-01	30LF-006-01	1 1/4	2.63	8.10	3.20
30-007-01	30LF-007-01	1 1/2	2.88	9.08	4.36
30-008-01	30LF-008-01	2	3.06	11.28	7.01
30-009-01	30LF-009-01	2 1/2	4.13	14.58	13.79
30-000-01	30LF-000-01	3	4.48	19.07	17.70

Length is measured from end to end. Height is measured from centerline to top of wheel in full open position.

MODEL 102S



Meets MSS SP-80 standard
ASTM B62 bronze materials
MSS SP-139 lead free option (CWP only)

SOLDER END NON RISING STEM GATE VALVE

FEATURES

- Threaded Bonnet
- Solid Bronze Disc
- 200 CWP
- Max. Temp: 406°F
- **Lead Free** option (NSF 61/NSF 372)

Series Number	LF Series Number	NPS	Length (in.)	Height (in.)	Weight (lb.)
30-043-01	30LF-043-01	1/2	1.88	3.56	0.85
30-044-01	30LF-044-01	3/4	2.43	4.05	1.19
30-045-01	30LF-045-01	1	2.96	4.55	1.98
30-046-01	30LF-046-01	1 1/4	3.14	5.14	2.80
30-047-01	30LF-047-01	1 1/2	3.44	6.02	3.95
30-048-01	30LF-048-01	2	4.11	7.09	5.88
30-049-01	30LF-049-01	2 1/2	4.79	9.11	12.19
30-040-01	30LF-040-01	3	5.43	12.61	16.84

Length is measured from end to end. Height is measured from centerline to top of wheel in full open position.



See Gate, Globe & Check Catalog (GGC9000) for more detailed information about the products in this section.

Customer Service (704) 841-6000

COMMERCIAL PRODUCTS CATALOG

Bronze Gate Valves – Made in USA



MODEL 102T



Meets MSS SP-80 standard
ASTM B62 bronze materials
MSS SP-139 lead free option (CWP only)

CLASS 125 NPT NON RISING STEM GATE VALVE

FEATURES

- Threaded Bonnet
- Solid Bronze Disc
- 200 CWP
- 125 SWP
- **Lead Free** option (NSF 61/NSF 372)

Series Number	LF Series Number	NPS	Length (in.)	Height (in.)	Weight (lb.)
30-031-01	30LF-031-01	1/4	1.76	3.29	0.74
30-032-01	30LF-032-01	3/8	1.76	3.29	0.71
30-033-01	30LF-033-01	1/2	2.03	3.56	0.85
30-034-01	30LF-034-01	3/4	2.07	4.05	1.19
30-035-01	30LF-035-01	1	2.45	4.55	1.98
30-036-01	30LF-036-01	1 1/4	2.63	5.14	2.80
30-037-01	30LF-037-01	1 1/2	2.88	6.02	3.95
30-038-01	30LF-038-01	2	3.06	7.09	5.88
30-039-01	30LF-039-01	2 1/2	4.13	9.11	12.19
30-030-01	30LF-030-01	3	4.48	12.61	16.84

Length is measured from end to end. Height is measured from centerline to top of wheel in full open position.

MODEL 102T-K



Meets MSS SP-80 standard
ASTM B62 bronze materials

CLASS 125 NPT NON RISING STEM IRRIGATION GATE VALVE

FEATURES

- Threaded Bonnet
- Solid Bronze Disc
- Bronze Cross-Handle (irrigation)
- 200 CWP
- 125 SWP
- SS Stem Nut

Series Number	NPS	Length (in.)	Height (in.)	Weight (lb.)
30-033-01K	1/2	2.03	3.56	0.85
30-034-01K	3/4	2.07	4.05	1.19
30-035-01K	1	2.45	4.55	1.98
30-036-01K	1 1/4	2.63	5.14	2.80
30-037-01K	1 1/2	2.88	6.02	3.95
30-038-01K	2	3.06	7.09	5.88
30-039-01K	2 1/2	4.13	9.11	12.19
30-030-01K	3	4.48	12.61	16.84

Length is measured from end to end. Height is measured from centerline to top of wheel in full open position.

MODEL 103T



Meets MSS SP-80 standard
ASTM B62 bronze materials

CLASS 125 NPT RISING STEM GATE VALVE

FEATURES

- Union Bonnet
- Solid Bronze Disc
- 200 CWP
- 125 SWP

Series Number	NPS	Length (in.)	Height (in.)	Weight (lb.)
30-051-01	1/4	1.76	4.57	0.90
30-052-01	3/8	1.76	4.51	0.86
30-053-01	1/2	2.03	4.85	1.07
30-054-01	3/4	2.07	5.71	1.43
30-055-01	1	2.45	6.71	2.44
30-056-01	1 1/4	2.63	8.10	3.71
30-057-01	1 1/2	2.88	9.08	4.89
30-058-01	2	3.06	11.28	7.53
30-059-01	2 1/2	4.96	14.58	15.33
30-050-01	3	4.48	19.07	19.56

Length is measured from end to end. Height is measured from centerline to top of wheel in full open position.

GATE, GLOBE & CHECKS

Bronze Gate Valves – Made in USA



MODEL 106T



Meets MSS SP-80 standard
ASTM B62 bronze materials

CLASS 150 NPT NON RISING STEM GATE VALVE

FEATURES

- Threaded Bonnet
- Solid Bronze Disc
- 300 CWP
- 150 SWP

Series Number	NPS	Length (in.)	Height (in.)	Weight (lb.)
30-281-01	1/4	1.76	3.29	0.74
30-282-01	3/8	1.76	3.29	0.71
30-283-01	1/2	2.03	3.56	0.98
30-284-01	3/4	2.07	4.05	1.21
30-285-01	1	2.45	4.55	1.98
30-286-01	1 1/4	2.63	5.14	2.80
30-287-01	1 1/2	2.88	6.02	4.06
30-288-01	2	3.06	7.09	5.88
30-289-01	2 1/2	4.13	9.11	12.19
30-280-01	3	4.48	12.61	16.90

Length is measured from end to end. Height is measured from centerline to top of wheel in full open position.

MODEL 107T



Meets MSS SP-80 standard
ASTM B62 bronze materials

CLASS 150 NPT RISING STEM GATE VALVE

FEATURES

- Union Bonnet
- Solid Bronze Disc
- 300 CWP
- 150 SWP

Series Number	NPS	Length (in.)	Height (in.)	Weight (lb.)
30-201-01	1/4	1.76	4.57	0.90
30-202-01	3/8	1.76	4.51	0.86
30-203-01	1/2	2.03	4.85	1.07
30-204-01	3/4	2.07	5.71	1.43
30-205-01	1	2.45	6.71	2.50
30-206-01	1 1/4	2.63	8.10	3.69
30-207-01	1 1/2	2.88	9.13	5.01
30-208-01	2	3.06	11.28	7.53
30-209-01	2 1/2	4.13	14.58	15.33
30-200-01	3	4.48	16.90	19.56

Length is measured from end to end. Height is measured from centerline to top of wheel in full open position.

MODEL 111T AND MODEL 116T



Model 116T Available December 2012
Meets MSS SP-80 standard
ASTM B61 bronze materials

CLASS 300 NPT RISING STEM GATE VALVE

FEATURES

- Union Bonnet
- Solid Bronze Disc
- Model 116T has Type 316 SS Seats
- 1000 CWP
- 300 SWP

Series Number	SS Seat Series Number	NPS	Length (in.)	Height (in.)	Weight (lb.)
30-443-01	30-453-01	1/2	2.31	4.97	1.40
30-444-01	30-454-01	3/4	2.56	6.22	2.30
30-445-01	30-455-01	1	2.89	6.94	3.50
30-446-01	30-456-01	1 1/4	3.01	8.29	5.10
30-447-01	30-457-01	1 1/2	3.05	9.28	6.80
30-448-01	30-458-01	2	3.08	11.37	9.60

Length is measured from end to end. Height is measured from centerline to top of wheel in full open position.



See Gate, Globe & Check Catalog (GGC9000) for more detailed information about the products in this section.

Customer Service (704) 841-6000

COMMERCIAL PRODUCTS CATALOG

Iron Gate Valves – Apollo International™

MODEL 610F



CLASS 125 FLANGED GATE VALVE

FEATURES

- Compatible with ANSI 125# & 150# Flanges
- Full Port
- Bronze Mounted Seat Rings
- Solid Wedge
- Adjustable Graphite Stem Packing
- Non-Rising Stem
- Bolted Bonnet
- Back Seat Protection
- Certified NSF/ANSI 372 Lead Free

STANDARDS

MSS SP-70

"Gray Iron Gate Valves Flanged and Threaded"

ASME B16.10

"Face-to-Face and End-to-End Dimensions of Valves"

Series Number	NPS	Length (in.)	Height (in.)	Weight (lb.)
6GA-108-B1	2	7.00	14.57	36.0
6GA-109-B1	2 1/2	7.50	16.34	48.0
6GA-100-B1	3	8.00	18.90	59.0
6GA-10A-B1	4	9.00	20.67	104
6GA-10B-B1	5	10.00	24.61	150
6GA-10C-B1	6	10.50	28.74	192
6GA-10E-B1	8	11.50	32.48	260
6GA-10G-B1	10	13.00	37.40	434
6GA-10H-B1	12	14.00	43.31	606
6GA-10J-B1	14	15.00	37.01	926
6GA-10K-B1	16	16.00	42.52	1098
6GA-10M-B1	18	17.00	46.46	1543
6GA-10N-B1	20	18.00	54.33	1638
6GA-10P-B1	24	20.00	57.48	2756

Length is measured from end to end. Height is measured from centerline to top of wheel in full open position.

NOTE: Flat face mating flanges and full face gaskets must be installed to avoid damage to the cast iron body.

MODEL 620F



CLASS 250 FLANGED GATE VALVE

FEATURES

- Compatible with ANSI 250# & 300# Flanges
- Full Port
- Bronze Mounted Seat Rings
- Solid Wedge
- Adjustable Graphite Stem Packing
- Non-Rising Stem
- Flanged Connection
- Bolted Bonnet
- Rugged Iron Hand Wheel
- Back Seat Protection
- Certified NSF/ANSI 372 Lead Free

STANDARDS

MSS SP-70

"Gray Iron Gate Valves Flanged and Threaded"

ASME B16.10

"Face-to-Face and End-to-End Dimensions of Valves"

Series Number	NPS	Length (in.)	Height (in.)	Weight (lb.)
6GA-208-B1	2	8.50	11.28	42.0
6GA-209-B1	2 1/2	9.50	12.72	55.0
6GA-200-B1	3	11.00	13.31	66.0
6GA-20A-B1	4	12.00	16.18	115
6GA-20C-B1	6	16.00	22.00	205
6GA-20E-B1	8	16.50	25.59	278
6GA-20G-B1	10	18.00	30.31	456
6GA-20H-B1	12	19.75	33.90	633

Length is measured from end to end. Height is measured from centerline to top of wheel in full open position.

NOTE: Class 250 flanges and flanged fittings have a 0.06 inch raised face in accordance with MSS SP-6.

GATE, GLOBE & CHECKS

Iron Gate Valves – Apollo International™

MODEL 611F



CLASS 125 FLANGED OS&Y GATE VALVE

FEATURES

- Compatible with ANSI 125# & 150# Flanges
- Full Port
- Bronze Mounted Seat Rings
- Solid Wedge
- Adjustable Graphite Stem Packing
- Outside Screw and Yoke
- Bolted Bonnet
- Back Seat Protection
- Certified NSF/ANSI 372 Lead Free

STANDARDS

MSS SP-70

"Gray Iron Gate Valves Flanged and Threaded"

ASME B16.10

"Face-to-Face and End-to-End Dimensions of Valves"

Series Number	NPS	Length (in.)	Height (in.)	Weight (lb.)
6GA-118-B1	2	7.00	14.96	38.0
6GA-119-B1	2 1/2	7.50	16.93	51.0
6GA-110-B1	3	8.00	19.09	62.0
6GA-11A-B1	4	9.00	24.21	110
6GA-11B-B1	5	10.00	27.56	154
6GA-11C-B1	6	10.50	32.87	203
6GA-11E-B1	8	11.50	37.76	284
6GA-11G-B1	10	13.00	48.03	459
6GA-11H-B1	12	14.00	56.50	637
6GA-11J-B1	14	15.00	65.16	966
6GA-11K-B1	16	16.00	71.85	1135
6GA-11M-B1	18	17.00	79.53	1753
6GA-11N-B1	20	18.00	90.16	2238
6GA-11P-B1	24	20.00	132.28	3197

Length is measured from end to end. Height is measured from centerline to top of wheel in full open position.

NOTE: Flat face mating flanges and full face gaskets must be installed to avoid damage to the cast iron body.

MODEL 621F



CLASS 250 FLANGED OS&Y GATE VALVE

FEATURES

- Compatible with ANSI 250# & 300# Flanges
- Full Port
- Bronze Mounted Seat Rings
- Solid Wedge
- Adjustable Graphite Stem Packing
- Outside Screw and Yoke
- Flanged Connection
- Bolted Bonnet
- Back Seat Protection
- Certified NSF/ANSI 372 Lead Free

STANDARDS

MSS SP-70

"Gray Iron Gate Valves Flanged and Threaded"

ASME B16.10

"Face-to-Face and End-to-End Dimensions of Valves"

Series Number	NPS	Length (in.)	Height (in.)	Weight (lb.)
6GA-218-B1	2	8.50	14.96	44.0
6GA-219-B1	2 1/2	9.50	16.93	57.0
6GA-210-B1	3	11.12	19.09	71.0
6GA-21A-B1	4	12.00	24.21	121
6GA-21B-B1	5	15.00	27.56	165
6GA-21C-B1	6	15.88	32.87	216
6GA-21E-B1	8	16.50	39.76	302
6GA-21G-B1	10	18.00	48.03	481
6GA-21H-B1	12	19.75	56.50	642

Length is measured from end to end. Height is measured from centerline to top of wheel in full open position.

NOTE: Class 250 flanges and flanged fittings have a 0.06 inch raised face in accordance with MSS SP-6.



See Gate, Globe & Check Catalog (GGC9000) for more detailed information about the products in this section.

Customer Service (704) 841-6000

COMMERCIAL PRODUCTS CATALOG

Bronze Globe Valves – Made in USA



MODEL 120S



Meets MSS SP-80 standard
ASTM B62 bronze materials

SOLDER ENDS GLOBE VALVE

FEATURES

- Threaded Bonnet
- PTFE Disc
- 200 CWP
- Max. Temp: 353°F
- **Lead Free** option (NSF 61/NSF 372)

Model Number	LF Series Number	NPS	Length (in.)	Height (in.)	Weight (lb.)
33-143-01	33LF-143-01	1/2	2.97	3.47	1.00
33-144-01	33LF-144-01	3/4	3.83	4.75	1.90
33-145-01	33LF-145-01	1	4.57	5.40	2.80
33-146-01	33LF-146-01	1 1/4	5.95	7.80	7.30
33-147-01	33LF-147-01	1 1/2	5.95	7.80	6.80
33-148-01	33LF-148-01	2	7.18	8.43	10.60

Length is measured from end to end. Height is measured from centerline to top of wheel in full open position.

MODEL 120T



Meets MSS SP-80 standard
ASTM B62 bronze materials

CLASS 125 NPT GLOBE VALVE

FEATURES

- Threaded Bonnet
- PTFE Disc
- 200 CWP
- 125 SWP
- **Lead Free** option (NSF 61/NSF 372)

Model Number	LF Series Number	NPS	Length (in.)	Height (in.)	Weight (lb.)
33-132-01	33LF-132-01	3/8	2.39	3.37	1.00
33-133-01	33LF-133-01	1/2	2.70	3.47	1.10
33-134-01	33LF-134-01	3/4	3.20	4.75	1.90
33-135-01	33LF-135-01	1	3.75	5.40	3.00
33-136-01	33LF-136-01	1 1/4	4.74	7.78	7.30
33-137-01	33LF-137-01	1 1/2	4.74	7.78	7.00
33-138-01	33LF-138-01	2	5.72	8.43	10.70

Length is measured from end to end. Height is measured from centerline to top of wheel in full open position.

MODEL 121T



Meets MSS SP-80 standard
ASTM B62 bronze materials
MSS SP-139 lead free option (CWP only)

CLASS 125 NPT GLOBE VALVE

FEATURES

- Threaded Bonnet
- Bronze Disc
- 200 CWP
- 125 SWP
- **Lead Free** option (NSF 61/NSF 372)

Series Number	LF Series Number	NPS	Length (in.)	Height (in.)	Weight (lb.)
33-161-01	33LF-161-01	1/4	2.39	3.46	1.00
33-162-01	33LF-162-01	3/8	2.39	3.46	1.00
33-163-01	33LF-163-01	1/2	2.70	3.56	1.10
33-164-01	33LF-164-01	3/4	3.20	4.75	1.90
33-165-01	33LF-165-01	1	3.75	5.40	3.00
33-166-01	33LF-166-01	1 1/4	4.74	7.78	7.30
33-167-01	33LF-167-01	1 1/2	4.74	7.78	7.00
33-168-01	33LF-168-01	2	5.72	8.43	11.00

Length is measured from end to end. Height is measured from centerline to top of wheel in full open position.

GATE, GLOBE & CHECKS

Bronze Globe Valves – Made in USA



MODEL 122T



Meets MSS SP-80 standard
ASTM B62 bronze materials

CLASS 150 NPT GLOBE VALVE

FEATURES

- Union Bonnet
- PTFE Disc
- 300 CWP
- 150 SWP

Series Number	NPS	Length (in.)	Height (in.)	Weight (lb.)
33-221-01	1/4	2.39	4.23	1.40
33-222-01	3/8	2.39	4.23	1.40
33-223-01	1/2	2.70	4.31	1.40
33-224-01	3/4	3.20	4.89	2.20
33-225-01	1	3.75	5.40	3.50
33-226-01	1 1/4	4.74	7.79	7.70
33-227-01	1 1/2	4.74	7.79	7.40
33-228-01	2	5.20	8.76	12.40
33-229-01	2 1/2	6.60	10.07	18.80
33-220-01	3	7.74	11.39	25.50

Length is measured from end to end. Height is measured from centerline to top of wheel in full open position.

MODEL 127T



Meets MSS SP-80 standard
ASTM B61 bronze materials

CLASS 300 NPT GLOBE VALVE

FEATURES

- Union Bonnet
- Bronze Disc and Seat
- 1000 CWP
- 300 SWP

Series Number	NPS	Length (in.)	Height (in.)	Weight (lb.)
33-663-01	1/2	2.70	5.40	1.78
33-664-01	3/4	3.20	5.86	2.28
33-665-01	1	4.00	6.71	4.22
33-666-01	1 1/4	5.25	8.50	8.30
33-667-01	1 1/2	5.25	8.50	8.10
33-668-01	2	6.25	9.75	13.00

Length is measured from end to end. Height is measured from centerline to top of wheel in full open position.

MODEL 128T



Meets MSS SP-80 standard
ASTM B61 bronze materials

CLASS 300 NPT GLOBE VALVE

FEATURES

- Union Bonnet
- Type 420 Stainless Steel Disc and Seat Ring
- 1000 CWP
- 300 SWP

Series Number	NPS	Length (in.)	Height (in.)	Weight (lb.)
33-743-01	1/2	2.70	5.40	1.78
33-744-01	3/4	3.20	5.86	2.28
33-745-01	1	4.00	6.71	4.22
33-746-01	1 1/4	5.25	8.50	8.30
33-747-01	1 1/2	5.25	8.50	8.10
33-748-01	2	6.25	9.75	13.00

Length is measured from end to end. Height is measured from centerline to top of wheel in full open position.



See Gate, Globe & Check Catalog (GGC9000) for more detailed information about the products in this section.

Customer Service (704) 841-6000

COMMERCIAL PRODUCTS CATALOG

Iron Globe Valves – Apollo International™

MODEL 711F



CLASS 125 FLANGED GLOBE VALVE

FEATURES

- Compatible with ANSI 125# & 150# Flanges
- Full Port
- Bronze Mounted Seat Rings
- Positive Shut-Off
- Throttling Capabilities
- Adjustable Graphite Stem Packing
- Outside Screw and Yoke
- Bolted Bonnet
- Back Seat Protection
- Certified NSF/ANSI 372 Lead Free

STANDARDS

MSS SP-85

"Gray Iron Globe & Angle Valves Flanged & Threaded Ends"

ASME B16.10

"Face-to-Face and End-to-End Dimensions of Valves"

Series Number	NPS	Length (in.)	Height (in.)	Weight (lb.)
6GB-118-B1	2	8.00	11.61	36.0
6GB-119-B1	2 1/2	8.50	12.99	49.0
6GB-110-B1	3	9.50	14.37	64.0
6GB-11A-B1	4	11.50	15.75	94.0
6GB-11B-B1	5	13.00	17.72	137
6GB-11C-B1	6	14.00	20.67	195
6GB-11E-B1	8	19.50	23.43	315
6GB-11G-B1	10	24.50	26.97	485

Length is measured from end to end. Height is measured from centerline to top of wheel in full open position.

NOTE: Flat face mating flanges and full face gaskets must be installed to avoid damage to the cast iron body.

MODEL 721F



CLASS 250 FLANGED GLOBE VALVE

FEATURES

- Compatible with ANSI 250# & 300# Flanges
- Full Port
- Bronze Mounted Seat Rings
- Positive Shut-Off
- Throttling Capabilities
- Adjustable Graphite Stem Packing
- Outside Screw and Yoke
- Flanged Connection
- Bolted Bonnet
- Rugged Iron Hand Wheel
- Back Seat Protection
- Certified NSF/ANSI 372 Lead Free

STANDARDS

MSS SP-85

"Gray Iron Globe & Angle Valves Flanged & Threaded Ends"

ASME B16.10

"Face-to-Face and End-to-End Dimensions of Valves"

Series Number	NPS	Length (in.)	Height (in.)	Weight (lb.)
6GB-218-B1	2	10.50	14.17	40.8
6GB-219-B1	2 1/2	11.50	15.75	52.9
6GB-210-B1	3	12.50	16.93	70.5
6GB-21A-B1	4	14.00	18.90	99.2
6GB-21C-B1	6	17.50	23.62	203
6GB-21E-B1	8	21.00	27.56	333

Length is measured from end to end. Height is measured from centerline to top of wheel in full open position.

NOTE: Class 250 flanges and flanged fittings have a 0.06 inch raised face in accordance with MSS SP-6.

GATE, GLOBE & CHECKS

Bronze Swing Check Valves – Made in USA



MODEL 161S



Meets MSS SP-80 standard
ASTM B62 bronze materials
MSS SP-139 lead free option (CWP only)

BRONZE DISC SWING CHECK

FEATURES

- Y-Pattern
- Solder Ends
- Metal Seat
- 200 CWP
- **Lead Free** option (NSF 61/NSF 372)

Model Number	LF Model Number	NPS	Length (in.)	Height (in.)	Weight (lb.)
61Y-093-01	61YLF-093-01	1/2	2.53	1.65	0.62
61Y-094-01	61YLF-094-01	3/4	3.36	1.90	0.91
61Y-095-01	61YLF-095-01	1	4.07	2.26	1.70
61Y-096-01	61YLF-096-01	1 1/4	4.68	2.65	2.00
61Y-097-01	61YLF-097-01	1 1/2	5.28	2.99	2.70
61Y-098-01	61YLF-098-01	2	6.50	3.74	4.90
61Y-099-01	–	2 1/2	8.30	5.11	9.70
61Y-090-01	–	3	9.58	6.05	15.00

Height is measured from centerline to top of unit.

MODEL 161T



Meets MSS SP-80 standard
ASTM B62 bronze materials
MSS SP-139 lead free option (CWP only)

CLASS 125 BRONZE DISC SWING CHECK

FEATURES

- Y-Pattern
- NPT
- Metal Seat
- 200 CWP
- 125 SWP
- **Lead Free** option (NSF 61)

Model Number	LF Model Number	NPS	Length (in.)	Height (in.)	Weight (lb.)
61Y-191-01	61YLF-191-01	1/4	2.14	1.51	0.64
61Y-192-01	61YLF-192-01	3/8	2.14	1.51	0.62
61Y-193-01	61YLF-193-01	1/2	2.48	1.65	0.73
61Y-194-01	61YLF-194-01	3/4	2.94	1.90	1.06
61Y-195-01	61YLF-195-01	1	3.57	2.26	1.70
61Y-196-01	61YLF-196-01	1 1/4	4.50	2.99	3.30
61Y-197-01	61YLF-197-01	1 1/2	4.50	2.99	3.10
61Y-198-01	61YLF-198-01	2	5.25	3.74	5.50
61Y-199-01	–	2 1/2	8.00	5.11	11.70
61Y-190-01	–	3	9.24	6.05	17.80

Height is measured from centerline to top of unit.

MODEL 162T



Meets MSS SP-80 standard
ASTM B62 bronze materials

CLASS 125 VITON® DISC SWING CHECK

FEATURES

- Y-Pattern
- NPT
- Elastomer Seat
- 200 CWP
- 125 SWP

Model Number	NPS	Length (in.)	Height (in.)	Weight (lb.)
61Y-201-V1	1/4	2.14	1.51	0.64
61Y-202-V1	3/8	2.14	1.51	0.62
61Y-203-V1	1/2	2.48	1.65	0.73
61Y-204-V1	3/4	2.94	1.90	1.06
61Y-205-V1	1	3.57	2.26	1.70
61Y-206-V1	1 1/4	4.50	2.99	3.30
61Y-207-V1	1 1/2	4.50	2.99	3.10
61Y-208-V1	2	5.25	3.74	5.40

Height is measured from centerline to top of unit.



See Gate, Globe & Check Catalog (GGC9000) for more detailed information about the products in this section.

Customer Service (704) 841-6000

COMMERCIAL PRODUCTS CATALOG

Bronze Swing Check Valves – Made in USA



MODEL 163S



200 CWP PTFE DISC SWING CHECK

FEATURES

- Y-Pattern
- Solder
- PTFE Soft Seat
- 200 CWP
- **Lead Free** option (NSF 61/NSF 372)

Series Number	LF Series Number	NPS	Length (in.)	Height (in.)	Weight (lb.)
61Y-103-T1	61YLF-103-T1	1/2	2.53	1.65	0.62
61Y-104-T1	61YLF-104-T1	3/4	3.36	1.90	0.91
61Y-105-T1	61YLF-105-T1	1	4.07	2.26	1.70
61Y-106-T1	61YLF-106-T1	1 1/4	5.28	2.99	3.20
61Y-107-T1	61YLF-107-T1	1 1/2	5.28	2.99	2.70
61Y-108-T1	61YLF-108-T1	2	6.50	3.74	4.90

Height is measured from centerline to top of unit.

Meets MSS SP-80 standard
ASTM B62 bronze materials
MSS SP-139 lead free option (CWP only)

MODEL 163T



CLASS 125 PTFE DISC SWING CHECK

FEATURES

- Y-Pattern
- NPT
- PTFE Soft Seat
- 200 CWP
- 125 SWP
- **Lead Free** option (NSF 61/NSF 372)

Series Number	LF Series Number	NPS	Length (in.)	Height (in.)	Weight (lb.)
61Y-201-T1	–	1/4	2.14	1.51	0.64
61Y-202-T1	–	3/8	2.15	1.51	0.62
61Y-203-T1	61YLF-203-T1	1/2	2.48	1.65	0.73
61Y-204-T1	61YLF-204-T1	3/4	2.94	1.90	1.06
61Y-205-T1	61YLF-205-T1	1	3.57	2.26	1.70
61Y-206-T1	61YLF-206-T1	1 1/4	4.50	2.99	3.30
61Y-207-T1	61YLF-207-T1	1 1/2	4.50	2.99	3.10
61Y-208-T1	61YLF-208-T1	2	5.25	3.74	5.40

Height is measured from centerline to top of unit.

Meets MSS SP-80 standard
ASTM B62 bronze materials
MSS SP-139 lead free option (CWP only)

MODEL 164T



CLASS 150 BRONZE DISC SWING CHECK

FEATURES

- Y-Pattern
- NPT
- Metal Seat
- 300 CWP
- 150 SWP

Series Number	NPS	Length (in.)	Height (in.)	Weight (lb.)
61Y-211-01	1/4	2.14	1.51	0.64
61Y-212-01	3/8	2.14	1.51	0.62
61Y-213-01	1/2	2.48	1.65	0.73
61Y-214-01	3/4	2.94	1.90	1.06
61Y-215-01	1	3.57	2.26	1.70
61Y-216-01	1 1/4	4.50	2.99	3.30
61Y-217-01	1 1/2	4.50	2.99	3.10
61Y-218-01	2	5.25	3.74	5.50
61Y-219-01	2 1/2	8.00	5.11	11.70
61Y-210-01	3	9.24	6.05	17.80

Height is measured from centerline to top of unit.

Meets MSS SP-80 standard
ASTM B62 bronze materials

GATE, GLOBE & CHECKS

Bronze Swing Check Valves – Made in USA



MODEL 168T



Meets MSS SP-80 standard
ASTM B61 bronze materials

CLASS 300 BRONZE DISC SWING CHECK

FEATURES

- Y-Pattern
- NPT
- Metal Seat
- 600 CWP
- 300 SWP

Series Number	NPS	Length (in.)	Height (in.)	Weight (lb.)
61Y-753-01	1/2	2.50	1.65	.75
61Y-754-01	3/4	2.95	1.90	1.20
61Y-755-01	1	3.57	2.27	1.80
61Y-756-01	1 1/4	4.50	3.00	3.50
61Y-757-01	1 1/2	4.50	3.00	3.20
61Y-758-01	2	5.25	3.75	5.60

Height is measured from centerline to top of unit.

MODEL 169T



Meets MSS SP-80 standard
ASTM B61 bronze materials

CLASS 300 PTFE DISC SWING CHECK

FEATURES

- Y-Pattern
- NPT
- PTFE Soft Seat
- 600 CWP

Series Number	NPS	Length (in.)	Height (in.)	Weight (lb.)
61Y-753-T1	1/2	2.5	1.65	.75
61Y-754-T1	3/4	2.95	1.90	1.20
61Y-755-T1	1	3.57	2.27	1.80
61Y-756-T1	1 1/4	4.50	3.00	3.50
61Y-757-T1	1 1/2	4.50	3.00	3.20
61Y-758-T1	2	5.25	3.75	5.60

Height is measured from centerline to top of unit.

Iron Swing Check Valves – Apollo International™

MODEL 910F



CLASS 125 FLANGED SWING CHECK

FEATURES

- Compatible with ANSI 125# & 150# Flanges
- Full Port
- Minimal Pressure Drop
- Bolted Bonnet
- Integral Bronze Seat
- Certified NSF/ANSI 372 Lead Free

STANDARDS

MSS SP-71

“Gray Iron Swing Check Valves
Flanged and Threaded”

ASME B16.10

“Face-to-Face and End-to-End
Dimensions of Valves”

Series Number	NPS	Length (in.)	Height (in.)	Weight (lb.)
65C-108-B1	2	8.00	4.41	26.0
65C-109-B1	2 1/2	8.50	5.24	39.0
65C-100-B1	3	9.50	5.67	47.0
65C-10A-B1	4	11.50	6.61	82.0
65C-10B-B1	5	13.00	7.80	124
65C-10C-B1	6	14.00	8.54	160
65C-10E-01	8	19.50	10.28	271
65C-10G-01	10	24.50	11.30	437
65C-10H-01	12	27.50	12.56	644
65C-10J-01	14	31.00	17.50	950
65C-10K-01	16	36.00	23.45	1160
65C-10M-01	18	36.00	27.50	1720
65C-10N-01	20	40.00	29.25	2094

Height is measured from centerline to top of unit.

NOTE: Flat face mating flanges and full face gaskets must be installed to avoid damage to the cast iron body.



See Gate, Globe & Check Catalog (GGC9000) for more detailed information about the products in this section.

Customer Service (704) 841-6000

REV. 1-6-15

COMMERCIAL PRODUCTS CATALOG

Iron Swing Check Valves – Apollo International™

MODEL 910FLW



CLASS 125 FLANGED SWING CHECK

FEATURES

- Compatible with ANSI 125# & 150# Flanges
- Full Port
- Minimal Pressure Drop
- Bolted Bonnet
- Integral Seat
- Lever and Weight Design
- Certified NSF/ANSI 372 Lead Free

STANDARDS

MSS SP-71

"Gray Iron Swing Check Valves Flanged & Threaded"

ASME B16.10

"Face-to-Face and End-to-End Dimensions of Valves"

Series Number	NPS	Length (in.)	Height (in.)	Weight (lb.)
6SC-108-B1L	2	8.00	4.41	38.8
6SC-109-B1L	2 1/2	8.50	5.24	45.2
6SC-100-B1L	3	9.50	5.67	61.7
6SC-10A-B1L	4	11.50	6.61	99.2
6SC-10B-B1L	5	13.00	7.80	132
6SC-10C-B1L	6	14.00	8.54	170
6SC-10E-01L	8	19.50	10.28	282
6SC-10G-01L	10	24.50	11.30	439
6SC-10H-01L	12	27.50	12.56	672

Height is measured from centerline to top of unit.

NOTE: Flat face mating flanges and full face gaskets must be installed to avoid damage to the cast iron body.

MODEL 920F



CLASS 250 FLANGED SWING CHECK

FEATURES

- Compatible with ANSI 250# & 300# Flanges
- Full Port
- Minimal Pressure Drop
- Bolted Bonnet
- Integral Seat
- Certified NSF/ANSI 372 Lead Free

STANDARDS

MSS SP-71

"Gray Iron Swing Check Valves Flanged & Threaded"

ASME B16.10

"Face-to-Face and End-to-End Dimensions of Valves"

Series Number	NPS	Length (in.)	Height (in.)	Weight (lb.)
6SC-208-B1	2	10.51	4.41	30.0
6SC-209-B1	2 1/2	11.50	5.24	44.0
6SC-200-B1	3	12.50	5.67	55.0
6SC-20A-B1	4	14.00	6.61	90.0
6SC-20C-B1	6	17.50	8.54	172
6SC-20E-01	8	21.00	10.28	289

Height is measured from centerline to top of unit.

NOTE: Class 250 flanges and flanged fittings have a 0.06 inch raised face in accordance with MSS SP-6.

GATE, GLOBE & CHECKS

Iron Wafer Checks – Apollo International™

MODEL 910WB



Cold Working Pressure:

200 psi (13.8 Bar) at 100°F (2-12")

150 psi (10.3 Bar) at 100°F (14-24")

Temperature Range:

10°F to 180°F

CLASS 125 WAFER CHECK - NITRILE (BUNA-N)

FEATURES

- Compatible with ANSI 125# & 150# Flanges
- Full Port
- Minimal Pressure Drop
- Light Weight
- Spring Assisted Closing for Quicker Response
- Certified NSF/ANSI 372 Lead Free

Series Number	NPS	Length (in.)	Height (in.)	Weight (lb.)
6WC-108-N1	2	2.21	4.00	5.0
6WC-109-N1	2 1/2	2.38	4.75	7.0
6WC-100-N1	3	2.62	5.25	10.0
6WC-10A-N1	4	2.62	6.75	12.0
6WC-10B-N1	5	3.25	7.50	15.0
6WC-10C-N1	6	3.75	8.50	22.0
6WC-10E-N1	8	5.00	11.00	35.0
6WC-10G-N1	10	5.50	13.25	66.0
6WC-10H-N1	12	7.12	16.00	108
6WC-10J-N1	14	7.25	17.75	172
6WC-10K-N1	16	7.50	20.00	132
6WC-10M-N1	18	8.00	21.50	223
6WC-10N-N1	20	8.38	23.75	333
6WC-10P-N1	24	8.75	28.00	474

MODEL 910WE



Cold Working Pressure:

200 psi (13.8 Bar) at 100°F

Temperature Range:

-30°F to 275°F

CLASS 125 WAFER CHECK - EPDM

FEATURES

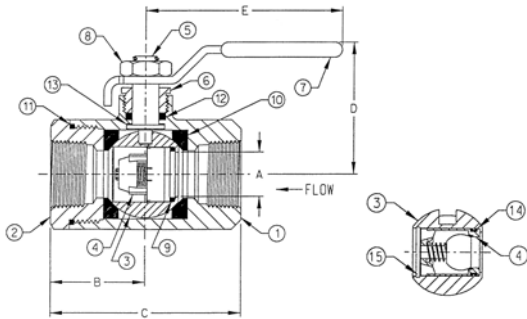
- Compatible with ANSI 125# & 150# Flanges
- Full Port
- Minimal Pressure Drop
- Light Weight
- Spring Assisted Closing for Quicker Response
- Certified NSF/ANSI 372 Lead Free

Series Number	NPS	Length (in.)	Height (in.)	Weight (lb.)
6WC-108-E1	2	2.12	4.00	5.0
6WC-109-E1	2 1/2	2.38	4.75	7.0
6WC-100-E1	3	2.62	5.25	10.0
6WC-10A-E1	4	2.62	6.75	12.0
6WC-10B-E1	5	3.25	7.50	15.0
6WC-10C-E1	6	3.75	8.50	22.0
6WC-10E-E1	8	5.00	11.00	35.0
6WC-10G-E1	10	5.50	13.25	66.0
6WC-10H-E1	12	7.12	16.00	108

COMMERCIAL PRODUCTS CATALOG

Specialty Valves

70-100-BC SERIES



BALL VALVES WITH INTEGRAL CHECK, FEMALE X FEMALE

Combines two functions in a single design: positive shut-off and bubble tight check capabilities. The BC Series is a unidirectional version of the industry standard Apollo 70 Series ball valve.

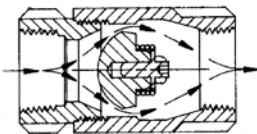
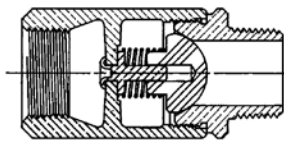
FEATURES

- Blowout-proof stem
- RPTFE seats and stem packing
- Adjustable packing gland
- ASTM B584 Bronze
- Nitrile elastomers in Acetal check housing
- Positive shut-off and bubble-tight check capability
- 250 psi @ 200°F max

Model Number	Size (in.)	Dimensions (in.)					Wt.
		A	B	C	D	E	
70-103-BC	1/2"	0.50	1.12	2.25	1.80	3.87	0.63
70-104-BC	3/4"	0.68	4.50	3.00	2.12	4.87	1.33
70-105-BC	1"	0.87	1.68	3.37	2.25	4.87	1.77
70-106-BC	1-1/4"	1.00	2.00	4.00	2.73	5.50	3.29
70-107-BC	1-1/2"	1.25	2.18	4.37	3.09	8.00	4.63
70-108-BC	2"	1.50	2.34	4.68	3.28	8.00	6.01

In-Line Check Valves

CVB (61-100 & 61-200) SERIES



BALL CONE® CHECK VALVES

Patented design (U.S. Pat. No. 4,172,465) with reinforced RPTFE ball-cone check and stainless steel springs, these valves offer reliable protection against reverse flow and exceptional resistance to chemicals and corrosion.

FEATURES

- Standard 1/2" psi opening pressure
- Tight shut-off with liquid media
- Male and female NPT inlet options
- 400 psig CWP @ 100°F
- 125 psig steam rating @ 350°F max
- Straight-through design minimizes pressure loss
- ASTM B584 Bronze
- American-made construction
- **Lead Free** option (61LF)(NSF 61/NSF 372)

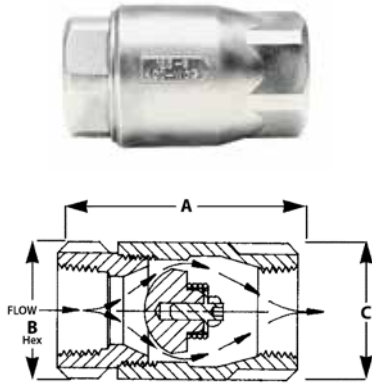
Bronze FNPT x FNPT	LF Bronze FNPT x FNPT	Bronze MNPT x FNPT	Size (in.)	Wt. Ea.	Cv
61-101-01	61LF-101-01	61-201-01	1/4	.38	.85
61-102-01	61LF-102-01	61-202-01	3/8	.38	1.2
61-103-01	61LF-103-01	61-203-01	1/2	.38	1.4
61-104-01	61LF-104-01	61-204-01	3/4	.75	3.5
61-105-01	61LF-105-01	61-205-01	1	1.45	6.0
61-106-01	61LF-106-01	61-206-01	1 1/4	2.75	44
61-107-01	61LF-107-01	61-207-01	1 1/2	3.94	65
61-108-01	61LF-108-01	61-208-01	2	6.30	81
61-109-01	61LF-109-01	-	2 1/2	14.00	175
61-100-01	61LF-100-01	-	3	16.65	265

Precautionary Note: Not recommended for use with reciprocating pumps and similar applications which may induce repetitious vibrations. Low flow rates which do not fully open the valve, may result in undesirable noise and premature valve failure. Upstream flow disturbances, which create turbulence, may also result in rapid wear. Therefore, it is recommended that a minimum of 10 diameters of straight pipe be provided between the check valve and any upstream flow disturbances such as pumps, control valves, elbows, etc.

GATE, GLOBE & CHECKS

In-Line Check Valves

CVS (62-100) SERIES



STAINLESS STEEL BALL CONE® CHECK VALVES

The 62-100 Series is uniquely suited for applications in corrosive environments, including chemical processing, pulp and paper and other process industries. The rugged stainless steel body and RPTFE ball check provide reliable, patented protection against reverse flow.

FEATURES

- Unique design (U.S. Patent # 4,172,465)
- Spring-loaded for fast seating action
- Center guided so that radial alignment is never needed
- Straight-through flow minimizes pressure loss
- 400 psig CWP non-shock @ 100°F
- 125 psig SWP @ 350°F
- RoHS Compliant
- ASTM A351, CF8M

Model Number	Size (in.)	Dimensions (in.)			Wt. Ea. (lbs.)	Cv
		A	B	C		
62-101-01	1/4	2.06	1.12	1.12	.38	.85
62-102-01	3/8	2.12	1.12	1.12	.38	1.21
62-103-01	1/2	2.31	1.12	1.12	.38	1.40
62-104-01	3/4	2.87	1.37	1.50	.75	3.5
62-105-01	1	3.50	1.75	1.93	1.45	6.0
62-106-01	1-1/4	4.18	2.12	2.37	2.37	44
62-107-01	1-1/2	4.93	2.50	2.81	3.81	65
62-108-01	2	6.00	3.00	3.68	6.36	81

CVBE & CVSE (61-500 & 62-500) SERIES



IN-LINE SOFT SEAT CHECK VALVES

Fabricated with stainless steel springs and elastomeric seats for tighter shut-off. No radial alignment is needed. Exceptional resistance to chemicals and corrosion.

FEATURES

- Female NPT sizes: 1/4" to 2"
- Stainless steel sizes: 1/4" to 1"
- Bubble-tight shut-off, ideally suited for gaseous service
- NPT threaded; 400 psig CWP non-shock @ 100°F
- EPDM check disc (61500)
- Viton® check disc (62500)
- Straight-through design minimizes pressure loss
- 1/2 psi cracking pressure
- RoHS Compliant (61LF and 62 Series)

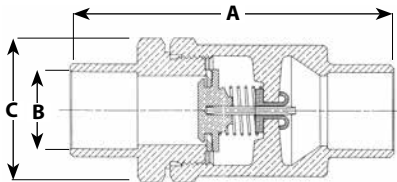
Bronze FNPT x FNPT	61LF-500	SS FNPT x FNPT	Size (in.)	Dimensions (in.)			61 Series Wt. Ea.	Cv
				A	B	C		
61-501-01	61LF-501-01	62-501-01	1/4	2.312	1.125	1.125	.38	.75
61-502-01	61LF-502-01	62-502-01	3/8	2.312	1.125	1.125	.38	1.0
61-503-01	61LF-503-01	62-503-01	1/2	2.312	1.125	1.125	.38	1.2
61-504-01	61LF-504-01	62-504-01	3/4	2.875	1.375	1.500	.75	3.0
61-505-01	61LF-505-01	62-505-01	1	3.500	1.750	1.937	1.45	5.5
61-506-01	61LF-506-01	—	1-1/4	4.187	2.125	2.375	2.75	42
61-507-01	61LF-507-01	—	1-1/2	4.937	2.500	2.812	3.94	60
61-508-01	61LF-508-01	—	2	6.000	3.000	3.687	6.30	75

Precautionary Note: Not recommended for use with reciprocating pumps and similar applications which may induce repetitious vibrations. Low flow rates which do not fully open the valve may result in undesirable noise and premature valve failure. Upstream flow disturbances, which create turbulence, may also result in rapid wear. Therefore, it is recommended that a minimum of 10 diameters of straight pipe be provided between the check valve and any upstream flow disturbances such as pumps, control valves, elbows, etc.

COMMERCIAL PRODUCTS CATALOG

In-Line Check Valves

CVBES (61-600) SERIES



SOLDER END SOFT SEAT CHECK VALVES

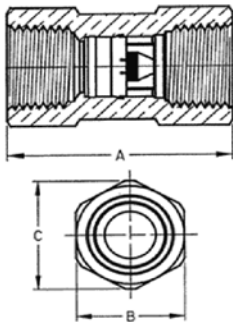
All bronze with stainless steel springs and elastomeric seats for tighter shut-off. No radial alignment is needed. Exceptional resistance to corrosion.

FEATURES

- Bubble-tight shut-off, ideally suited for gaseous service
- Straight-through design minimizes pressure loss
- Solder end
- 400 psig CWP non-shock @ 100°F, 250°F max.
- 1/2 psi cracking pressure
- EPDM soft seat is standard

Model Number	LF Model Number	Size (in.)	Dimensions (in.)			Wt.
			A	B	C	
61-603-01	61LF-603-01	1/2	2.72	.629	1.25	.50
61-604-01	61LF-604-01	3/4	3.67	.881	1.65	.86
61-605-01	61LF-605-01	1	4.48	1.13	2.10	1.71
61-606-01	61LF-606-01	1-1/4	6.11	1.38	2.38	2.75
61-607-01	61LF-607-01	1-1/2	6.87	1.63	2.81	3.94
61-608-01	61LF-608-01	2	7.46	2.13	3.75	6.30

CV (61-700) SERIES



BRASS NPT "MINI" CHECK VALVES

Ideally suited for all OEM applications where space is a premium. Excellent for use on non-potable water and air. Features a bubble-tight soft seat design with a very light loaded stainless steel spring. Rated at 250 psig CWP with a maximum temperature of 180°F.

FEATURES

- Sizes: 1/4" to 1"
- FNPT x FNPT
- Check valve body is Acetyl
- Check seals are Nitrile (Buna-N)
- ASTM B16 brass housing
- Check opening pressure is .5 psi

Model Number	Size (in.)	Dimensions (in.)			Wt.
		A	B	C	
61-701-01	1/4	1.72	0.81	0.92	.22
61-702-01	3/8	1.79	0.93	1.05	.29
61-703-01	1/2	2.02	1.06	1.17	.38
61-704-01	3/4	2.50	1.25	1.40	.54
61-705-01	1	2.95	1.62	1.76	1.10